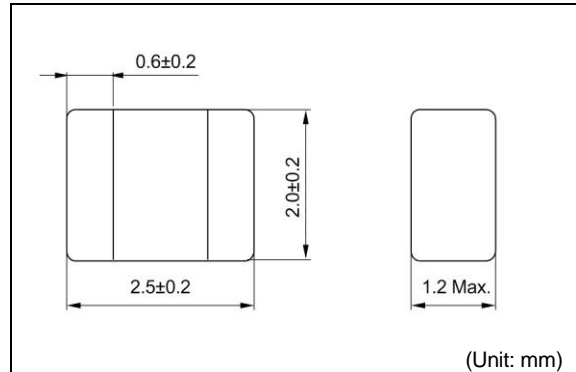



DFE252012C

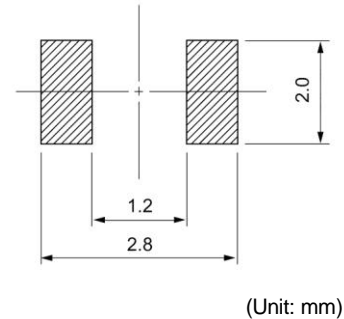
RoHS

REACH

Inductance Range: 0.47~10μH



Recommended patterns 推荐焊盘尺寸



FEATURES 特点

- Miniature size: 2520 footprint (2.5mm×2.0mm) and low profile(1.2mm Max. height)
- The use of magnetic iron powder ensure capability for large current.
- The use of Flat wire for Low DC resistance.
- Magnetically shielded, low audible core noise.
- Reflow solderable.
- Operating temperature : -40~+85°C
- 小型薄型构造(2.5 x 2.0 mm、高度1.2mm Max.)
- 使用合金系磁性粉，保证了大电流
- 采用平角线、低直流电阻
- 闭磁路构造、低芯片噪音
- 适合回流焊接
- 使用温度范围：-40~+85°C

STANDARD PART NUMBERS 标准零件号码

TYPE DFE252012C (Quantity/reel; 3,000 PCS)

零件号码	电感值	公差	测试频率	最大直流电阻	最大允许直流电流	
Part Number	Inductance L(μH)	Tolerance (%)	Test Frequency (MHz)	DC Resistance (mΩ) Max. (Typ.)	Rated DC Current (A) Max. (Typ.)	
					ΔL/L=30%	ΔT=40°C
1239AS-H-R47M=P2	0.47	±20	1	39 (29)	3.8 (4.7)	3.7 (4.4)
1239AS-H-1R0M=P2	1.0	±20	1	59 (45)	3.0 (3.8)	3.0 (3.5)
1239AS-H-1R5M=P2	1.5	±20	1	72 (60)	2.6 (3.3)	2.4 (2.8)
1239AS-H-2R2M=P2	2.2	±20	1	108 (90)	2.2 (2.7)	2.0 (2.3)
1239AS-H-3R3M=P2	3.3	±20	1	144 (120)	1.8 (2.3)	1.5 (1.7)
1239AS-H-4R7M=P2	4.7	±20	1	240 (200)	1.5 (1.9)	1.3 (1.5)
1239AS-H-6R0M=P2	6.0	±20	1	275 (240)	1.4 (1.7)	1.1 (1.3)
1239AS-H-6R8M=P2	6.8	±20	1	375 (310)	1.3 (1.6)	1.0 (1.2)
1239AS-H-100M=P2	10	±20	1	460 (400)	1.0 (1.3)	0.85 (1.0)

- (1) Inductance is measured with a LCR meter 4284A (Agilent Technologies) or equivalent. Test frequency at 1MHz
- (2) DC resistance is measured with 34420A (Agilent Technologies) or 3541(HIOKI). (Reference ambient temperature 20°C)
- (3) Maximum allowable DC current is that which causes a 30% inductance reduction from the initial value, coil temperature to rise by 40°C whichever is smaller. (Reference ambient temperature 20°C)

- (1) LCR仪表4284A (Agilent Technologies)或者功能相同的仪器在1MHz下测试电感值。
- (2) 通过数码万用表34420A (Agilent Technologies)/ 3541(HIOKI)或者相类似的工具测试直流电阻。(环境温度为20°C)
- (3) 允许最大直流电的范围是以下两者中比较小的一个：从开始值降低30%的电感值，或者线圈温度升高40°C。(参考周围环境温度20°C)。